









Integra Lock Light Indications

<u>Lights</u>	<u>Description</u>	<u>What It Means</u>	<u>What To Do</u>
	Steady Green	Unlocked	* Enter Room
	Immediate Red	The card isn't authorized for that door or wrong room. The user is not assigned to the doors locking plan. The Card has Expired. The Card was voided.	* Read the card, verify the encoded NAME/template, encode a new card if necessary. * Read the card, verify expiration date and assignment to locking plan of the door. * Encode a New Card.
	Alternating Flashing Green And Flashing Red	The deadbolt is thrown. Improper Lock installation. The wire was pinched and shorted.	* Retract the deadbolt, or use PP to open the door. * Remove and reinstall the lock with the deadbolt fully retracted. * Remove the lock & check for a shorted wire or incorrect micro-switch setting.
	Delayed Red	Card is blank, or damaged. The card was inserted incorrectly. The card was left in the lock for too long. The Internal card read head requires service or cleaning	* Read the card; if data is missing, encode a new card. * Properly re-insert/remove the card into the lock. * Remove card, wait, then re-insert and remove it more quickly. * Test the lock with the portable programmer; replace lock if necessary.
	Flashing green	Unlocked; door is in "Office Mode".	* Enter the room OR to remove office mode. * Double-dip a card with owner function on it, a red light will flash once, lock will return to normally locked mode.
	Flashing Red	The Lock was blocked with a blocking Card.	* Use a card with OWNER enabled to bypass the block OR to remove the block. * Insert a blocking card to unblock the lock (RED light will flash once indicating removal of block)
	Steady Red and Green after Insert and Removal of Card	The Lock is in "Security Mode", Valid card and pin# required for entry access	* Insert and remove your card, enter your personal 4-digit pin# to gain access.
	Steady Green with Flashing Red	The batteries in the lock are low.	* Replace the Batteries and update the lock.